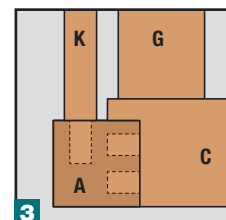
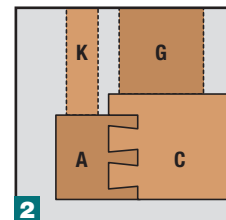
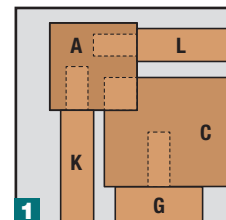
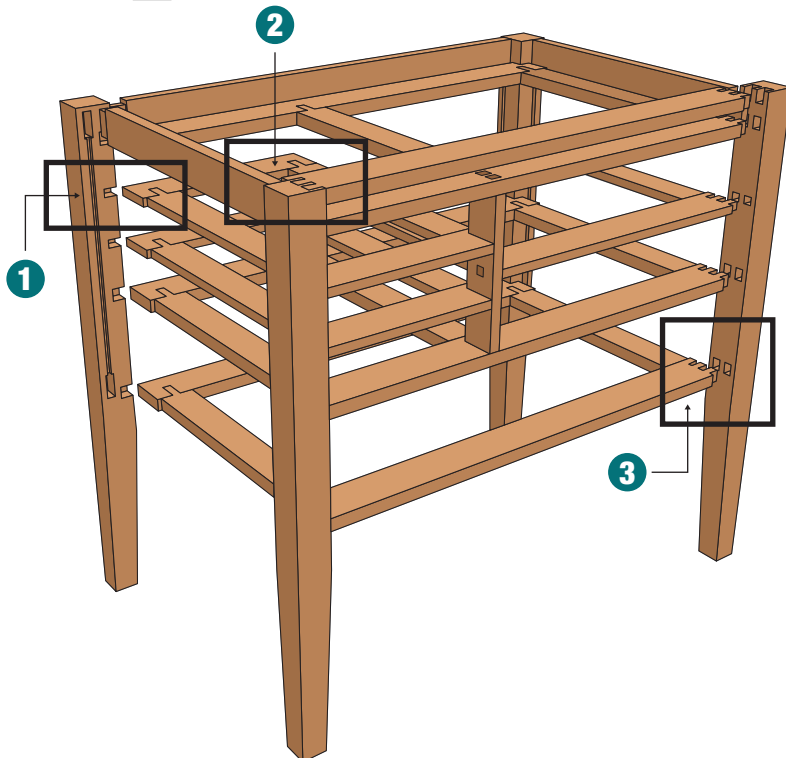
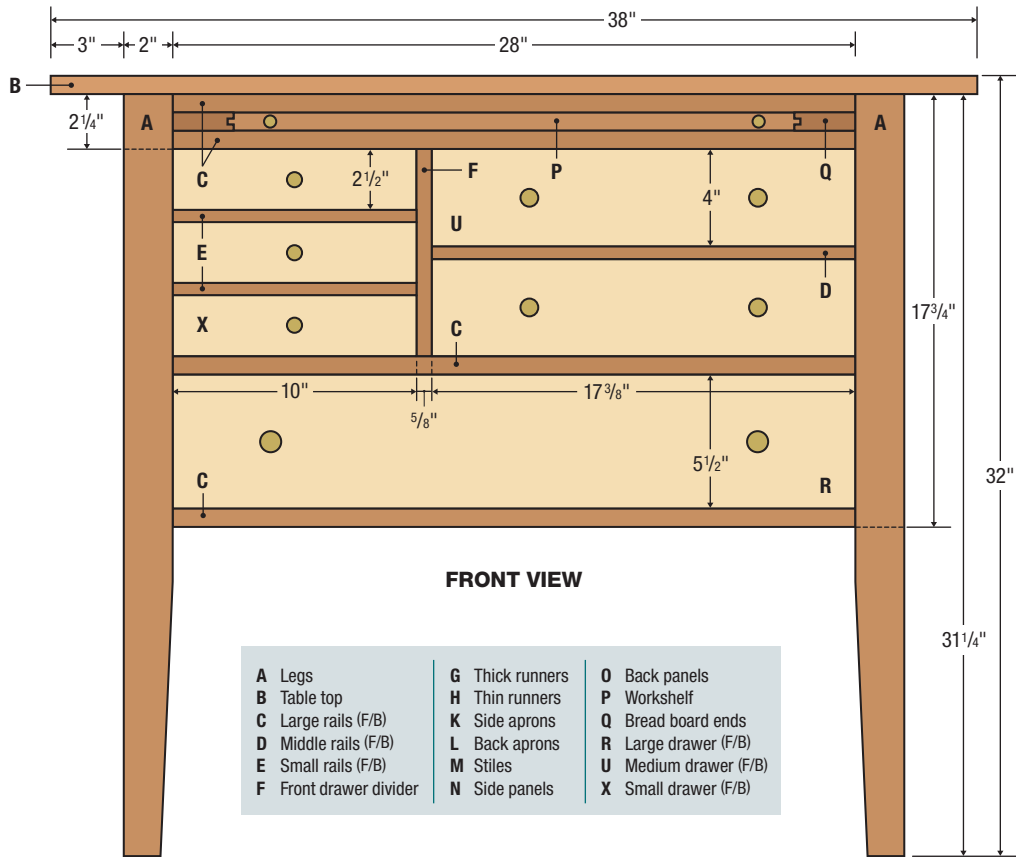
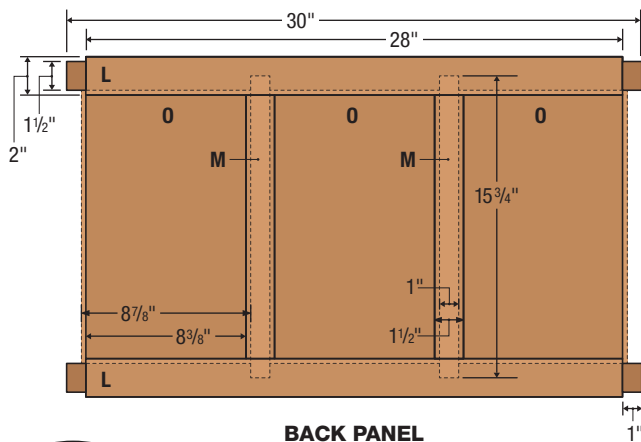
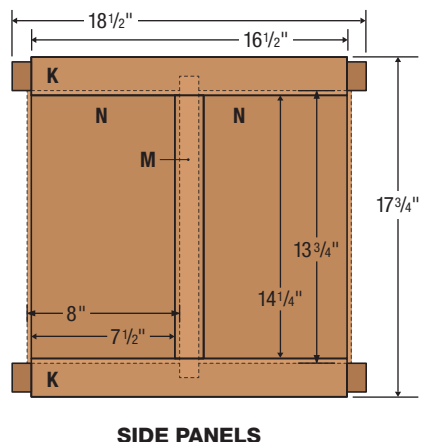


# Shaker Sewing Counter

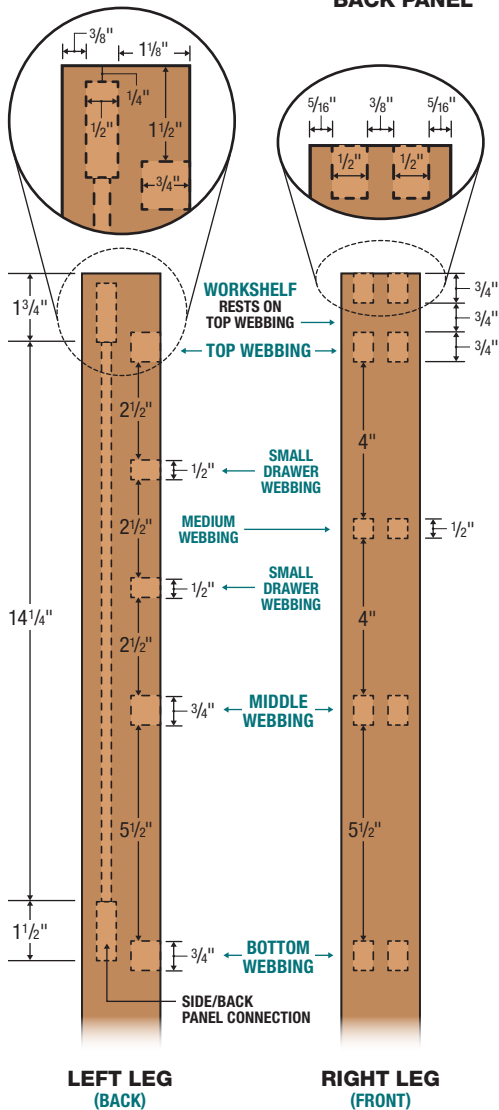




**BACK PANEL**

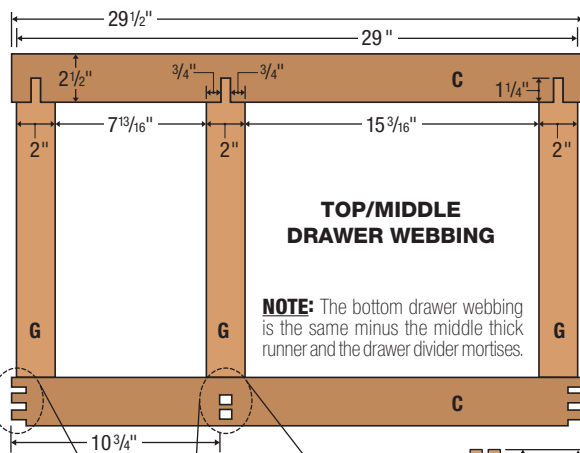


**SIDE PANELS**



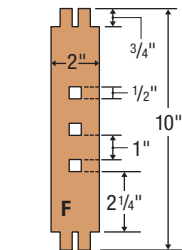
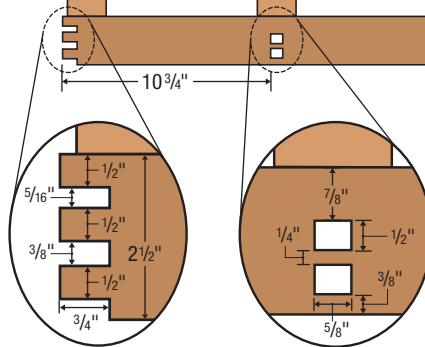
**LEFT LEG (BACK)**

**RIGHT LEG (FRONT)**

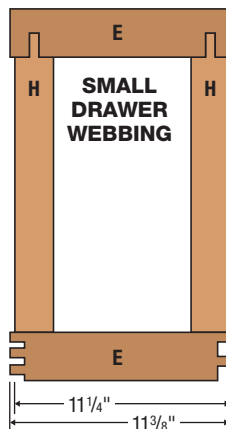


**TOP/MIDDLE DRAWER WEBBING**

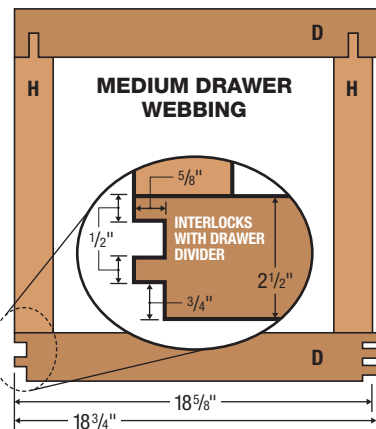
**NOTE:** The bottom drawer webbing is the same minus the middle thick runner and the drawer divider mortises.



**DRAWER DIVIDER**



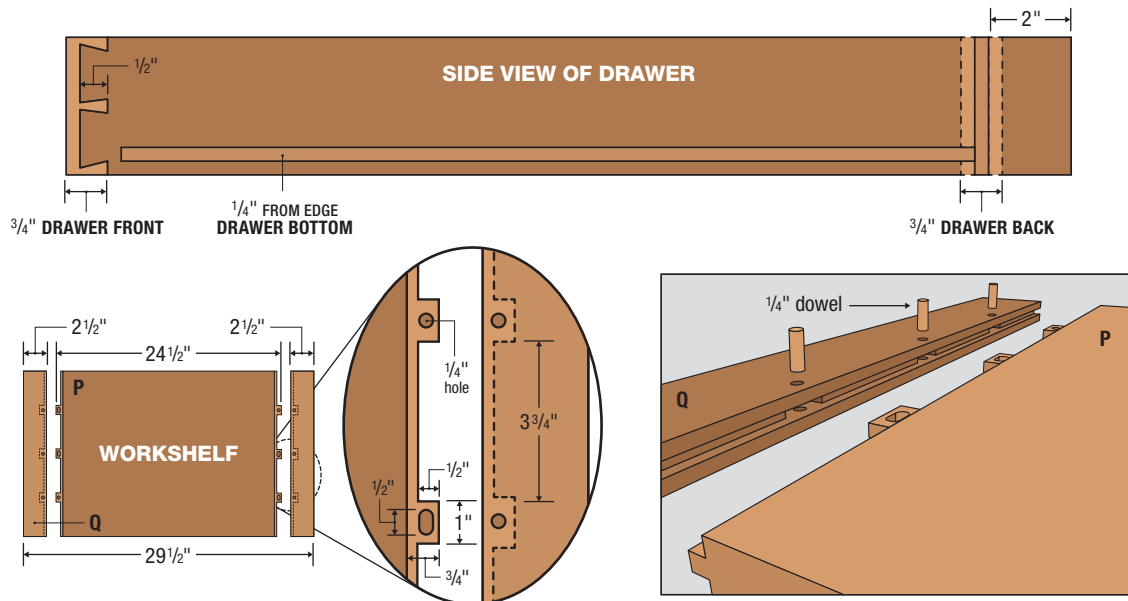
**SMALL DRAWER WEBBING**



**MEDIUM DRAWER WEBBING**

**NOTE:** The top/middle/bottom webbings and 2 small webbings interlock into the left legs. The top/middle/bottom webbings and the medium webbing interlocks into the right legs.

# Workshelf & Drawers



## Cut List

No.	Item	Dimensions (inches)			Materials/Comments
		T	W	L	
4	<b>A</b> Legs	2	2	31 1/4	Cherry
1	<b>B</b> Table top	3/4	22	38	Cherry
7	<b>C</b> Large rails (F/B)	3/4	2 1/2	29 1/2	4 cherry fronts, 3 fir backs
2	<b>D</b> Middle rails (F/B)	1/2	2 1/2	18 3/4	1 cherry front, 1 fir back
4	<b>E</b> Small rails (F/B)	1/2	2 1/2	11 3/8	2 cherry fronts, 2 fir backs
1	<b>F</b> Front drawer divider	5/8	2	10	Cherry
8	<b>G</b> Thick runners*	3/4	2	15 1/2	Fir
6	<b>H</b> Thin runners*	1/2	2	15 1/2	Fir
11	<b>I</b> Workshelf guides **	1/2	5/8	16	Fir
2	<b>J</b> Drawer guides **	1/2	5/8	16	Fir
4	<b>K</b> Side aprons	3/4	2	18 1/2	Cherry (2 for each side)
2	<b>L</b> Back aprons	3/4	2	30	Cherry
4	<b>M</b> Stiles	3/4	1 1/2	15 3/4	Cherry (1 for each side, 2 for back)
4	<b>N</b> Side panels	1/2	8	14 1/4	Figured cherry (2 for each side)
3	<b>O</b> Back panels	1/2	8 7/8	14 1/4	Figured cherry
<b>WORKSHELF AND DRAWERS</b>					
1	<b>P</b> Workshelf	3/4	18	24 1/2	Cherry
2	<b>Q</b> Bread board ends	3/4	2 1/2	18	Cherry
2	<b>R</b> Large drawer (F/B)	3/4	5 1/2	28	Maple
2	<b>S</b> Large drawer (sides)	3/4	5 1/2	18	Maple
1	<b>T</b> Large drawer (bottom)	1/4	27	15 1/2	Maple
4	<b>U</b> Medium drawer (F/B)	3/4	4	17 3/8	Maple
4	<b>V</b> Medium drawer (sides)	1/2	4	18	Maple
2	<b>W</b> Medium drawer (bottoms)	1/4	16 7/8	16	Maple
6	<b>X</b> Small drawer (F/B)	3/4	2 1/2	10	Maple
6	<b>Y</b> Small drawer (sides)	1/2	2 1/2	18	Maple
3	<b>Z</b> Small drawer (bottoms)	1/4	9	15 3/4	Maple

\*Use thick runners (G) with large rails (C) to create large drawer webbings. Use thin runners (H) with medium rails (D) & small rails (E) to create small and medium drawer webbings.

\*\*Rub-joint workshelf and drawer guides (I/J) flush to the slots.

## Supplies List

- Horton Brass H-42 **interior desk knobs**
  - Two 1/2" knobs for workshelf
  - Three 5/8" knobs for small drawers
  - Four 3/4" knobs for medium drawers
  - Two 7/8" knobs for large drawers
- Rockler **desktop fasteners** (8pk)  
(contains 8 figure-8 fasteners and 16 #6 x 5/8" L flat head screws)  
\*use to attach case to table top
- **4 screws** (~1 1/4" long)  
\*countersink through top-most large rail (C) to table top (B)
- Misc. **1/4" dowel** scrap pieces  
\*use to attach workshelf (P) to bread board ends (Q)

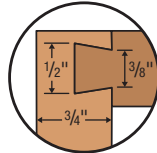
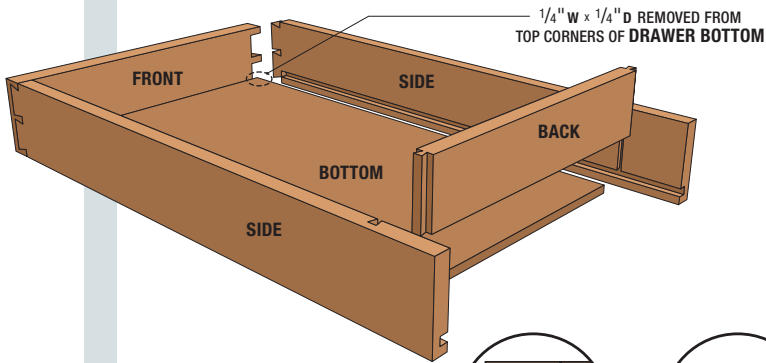
## ONLINE EXTRAS

**Looking for the drawer dimensions?**  
Find these dimensions and more online.

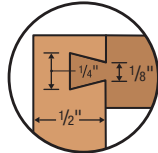
**Does the glue-up intimidate you?**  
Not to worry. I'll work you through the process with as much detail as possible so you can feel confident during your glue-up.

■ [PopularWoodworking.com/Shaker-Sewing-Extra](http://PopularWoodworking.com/Shaker-Sewing-Extra)

# Shaker Sewing Counter : Drawer Dimensions



LARGE DRAWER  
BACK SIDE DOVETAILS

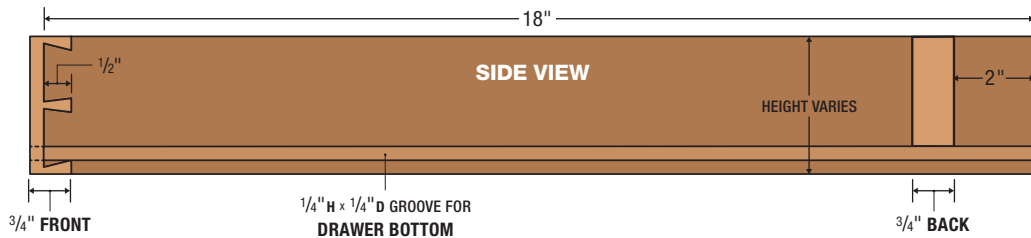
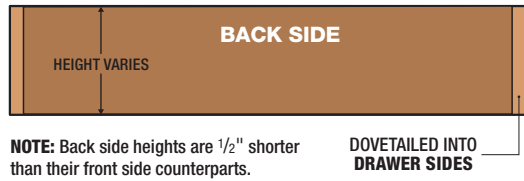
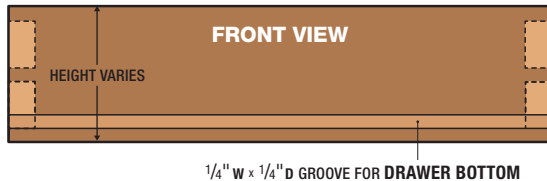


MEDIUM/SMALL DRAWER  
BACK SIDE DOVETAILS

## Drawer Cut List

No.	Item	Dimensions (in.)		
		T	W	L
1	R1 Large drawer (front)	3/4	5 1/2	28
1	R2 Large drawer (back)	3/4	5	27 1/4
2	S Large drawer (sides)	3/4	5 1/2	18
1	T Large drawer (bottom)	1/4	27	15 3/4
2	U1 Medium drawer (fronts)	1/2	4	17 3/8
2	U2 Medium drawer (backs)	1/2	3 1/2	16 7/8
4	V Medium drawer (sides)	1/2	4	18
2	W Medium drawer (bottoms)	1/4	16 7/8	16
3	X1 Small drawer (fronts)	1/2	2 1/2	10
3	X2 Small drawer (backs)	1/2	2	9 1/2
6	Y Small drawer (sides)	1/2	2 1/2	18
3	Z Small drawer (bottoms)	1/4	9 1/2	16

All drawer items are made of maple.



## DRAWER FRONTS SIDE VIEW

